

**Ashtray Latch Malfunction –  
 Revised Latch –  
 Replacement Procedure**

 MODEL 2000-01 MY  
 S-TYPE

VIN L00001-L86902

**Issue:**

Some 2000-01 MY S-TYPE vehicles within the above VIN range may experience customer complaints of the ashtray not functioning correctly.

A revised ashtray latch has been introduced into production from VIN L86902. This latch can be installed on cars prior to this VIN that experience this customer complaint.

**Action:**

On a customer complaint basis only, the following Workshop Procedure should be followed to rectify the above concern:

**WORKSHOP PROCEDURE**

1. Disconnect the vehicle battery. (See Workshop Manual, JTIS CD ROM, section 414-01, SRO 86.15.01).
2. Remove the console for access. (See Workshop Manual, JTIS CD ROM section 501-12, SRO 76.25.01).
3. Turn the console assembly over, to expose the ashtray mountings.

**▲ Caution:** Ensure the console is placed on a suitable work surface before beginning with the procedure.

4. Remove the ashtray-securing screws and withdraw the ashtray from the console assembly (Illustration 1).

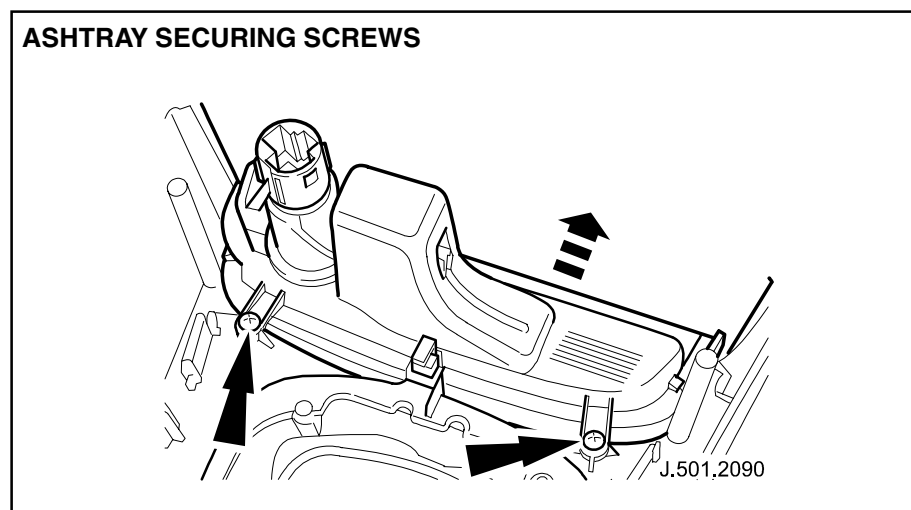


ILLUSTRATION 1

5. Open the ashtray lid and remove latch from the ashtray assembly (Illustration 2).

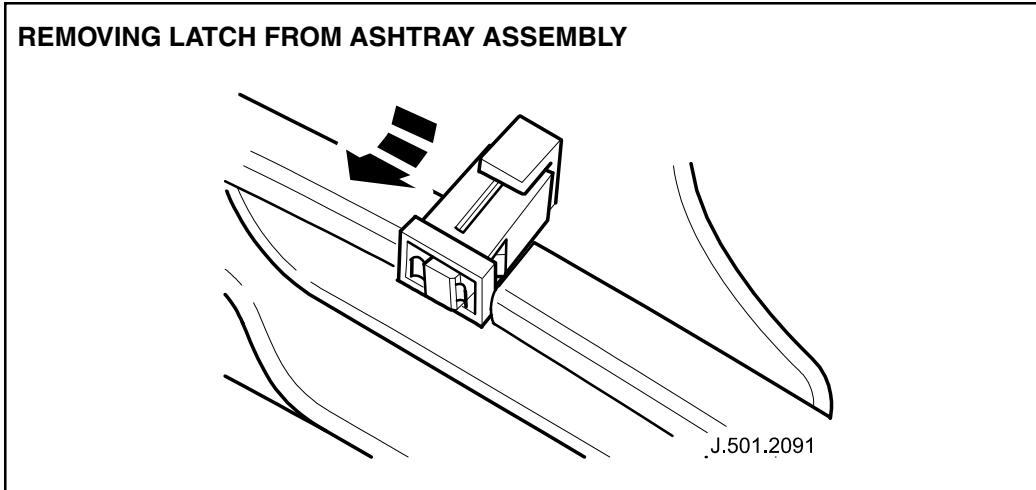


ILLUSTRATION 2

6. Push the revised latch into position (Illustration 3).

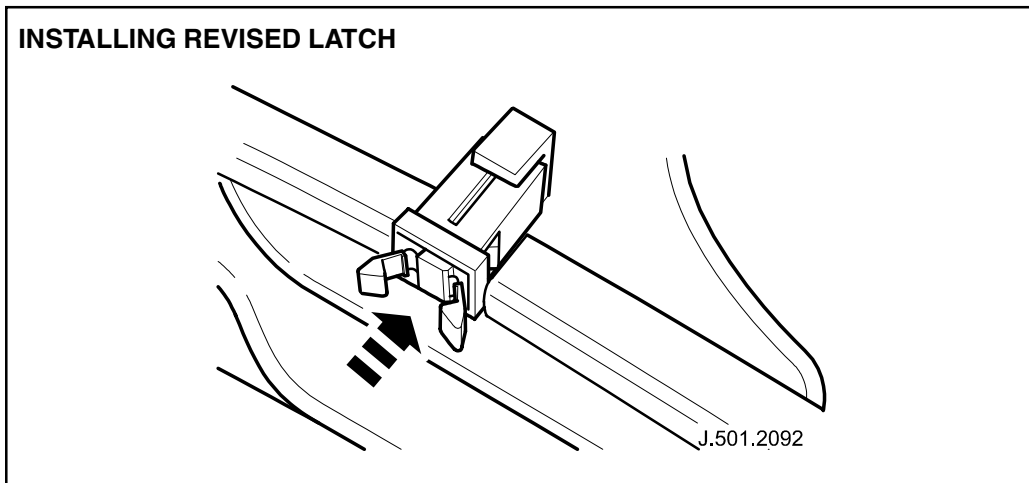


ILLUSTRATION 3

**Note:** If the latch claws are not in the open position, press the center of the latch mechanism to release the claws.

7. Close the ashtray lid.
8. Install and seat the ashtray in the console assembly.
9. Install and tighten the ashtray-securing screws.
10. Install the console into the vehicle. (See Workshop Manual, JTIS CD ROM section 501-12, SRO 76.25.01).
11. Reconnect the vehicle battery. (See Workshop Manual, JTIS CD ROM, section 414-01, SRO 86.15.01).

**Parts Information:**

**DESCRIPTION**

Ashtray Latch

**PART NUMBER**

JLM 21662

**Warranty Information:**

**FAULT**

**CODE**

UP DB 42

**R.O.**

**NUMBER**

76.93.89

**DESCRIPTION**

Ashtray Latch – Renew

**TIME**

**ALLOWANCE**

0.40 hrs.