



V8 XJ Series/XK

DATE 10/02

211-06

SERVICE

TECHNICAL BULLETIN

Steering Rack Knocking Or Rattling – Revised Lower Steering Column/Rack Return Line – Repair Procedure

MODEL

1997 MY-ON XK8 Range
1998-2003 MY V8 XJ Series

VIN

001001-ON
812256-F59525

Issue:

Drivers of some XK and V8 XJ Series vehicles within the above VIN ranges may complain of rattling or knocking from the steering rack.

A modified lower steering column entered production from VIN A11051 (XK Series) and VIN F20645 (V8 XJ Series).

Action:

On a customer complaint basis only, follow one or both of the workshop procedures outlined below.

On vehicles prior to VIN A11051 (XK Series) and VIN F20645 (V8 XJ Series), check to see if a modified lower steering column (modified lower steering column has a rubber coupling) has been retrofitted, if not, install a modified lower steering column and new steering rack return line.

On vehicles after VIN A11051 (XK Series) and VIN F20645 (V8 XJ Series), or if a modified lower column has been retrofitted, install new steering rack return line only.

LOWER STEERING COLUMN INSTALLATION

1. Open driver's door.
2. Note driver's seat position.
3. Switch ignition 'ON'.

RUBBER COUPLING - LOWER STEERING COLUMN

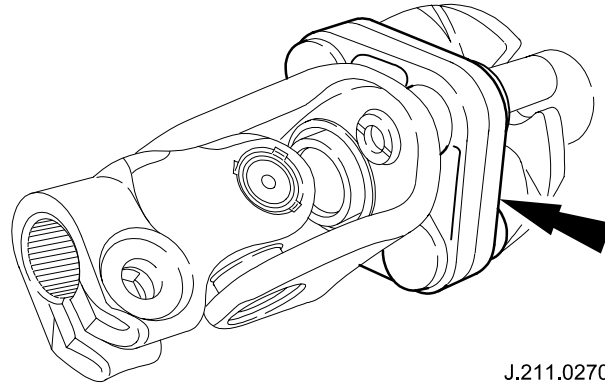


ILLUSTRATION 1

4. Move seat fully backwards for access. Check to see if the vehicle is equipped with a modified lower steering column.

Note: The modified lower steering column has a rubber coupling (Illustration 1). If the modified lower column is present, **continue with PAS line installation only.**

5. Make sure steering wheel is centralized.
6. Switch ignition 'OFF' and engage steering lock.
7. Close driver's door.
8. Raise vehicle on lift.
9. Remove lower steering column universal joint to steering rack-securing bolt.
10. Reposition lower steering column universal joint away from steering rack.
11. Lower vehicle on 'four-post' ramp.
12. Open driver's door.
13. Remove carpet retaining clip.
14. Reposition carpet from behind pedals.
15. Remove lower steering column to upper steering column securing bolt.
16. Reposition lower steering column from upper steering column.
17. Reposition lower steering column grommet from bulkhead.
18. Remove lower steering column from vehicle.
19. Install new lower steering column in vehicle.

Note: On V8 XJ vehicles only, install a new bulkhead grommet for the lower steering column.

20. Align the lower steering column with the upper steering column.
21. Install and tighten the bolt securing the lower steering column to the upper steering column.
22. Using appropriate lubricant, lubricate grommet to ease installation.
23. Install and align grommet to bulkhead.
24. Reposition carpet behind pedals.
25. Install carpet retaining clip.
26. Close driver's door.
27. Raise vehicle on lift.
28. Align lower steering column to steering rack.
29. Install lower steering column securing bolt.
30. Lower vehicle on lift.
31. Open driver's door.
32. Switch ignition 'ON'.
33. Return driver's seat to noted position.
34. Switch ignition 'OFF'.
35. Close driver's door.

PAS RETURN LINE INSTALLATION

- Install PAS return line (see Workshop Manual, JTIS CD-ROM, section: 211-02, (SRO 57.15.30 for 1997-2000 MY vehicles).

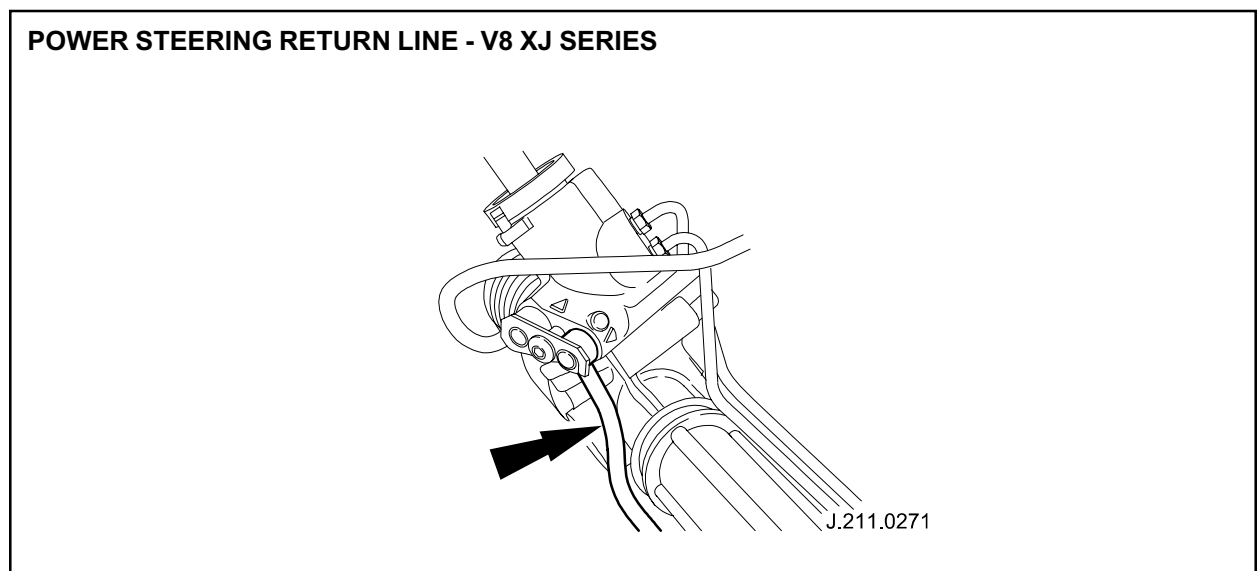


ILLUSTRATION 2

POWER STEERING RETURN LINE - XK

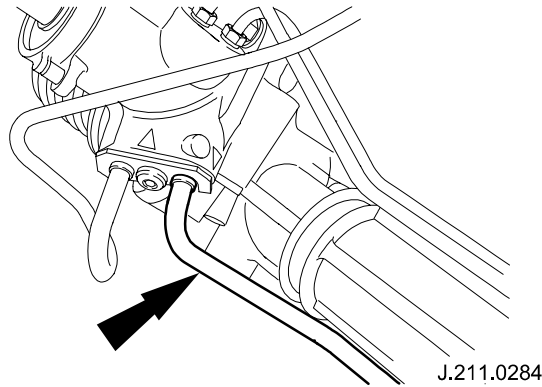


ILLUSTRATION 3

Parts Information:

DESCRIPTION	PART NUMBER	QTY
Lower steering column - XK series	MJE 9503AC	1
Lower steering column - V8 XJ series	MNE 9501AD	1
Lower steering column grommet - V8 XJ Series	MNE 9516AC	1
Power steering return line - XK Series	MJE 3999AA	1
Power steering return line - V8 XJ Series	MNE 3999AA	1

Warranty Information:

Warranty claims should be submitted quoting the information found in the table below. This will result in payment of the stated time and, where applicable parts/miscellaneous expense codes as listed.

Description	SRO	Time	Causal Part Number	Causal Part Description
Install power steering return line (with latest level lower column fitted) - XK series	57.91.24	0.4 hrs.	MJA 3999AA	power steering return line
Install power steering return line (with latest level lower column fitted) - V8 XJ series	57.91.24	0.4 hrs.	MJA 3999AG	power steering return line
Install power steering return line and lower steering column - XK series	57.91.24/-01	0.7 hrs.	MJE 9503AB	lower steering column
Install power steering return line and lower steering column - V8 XJ series	57.91.24/-01	0.8 hrs.	MNE 9501AC	lower steering column